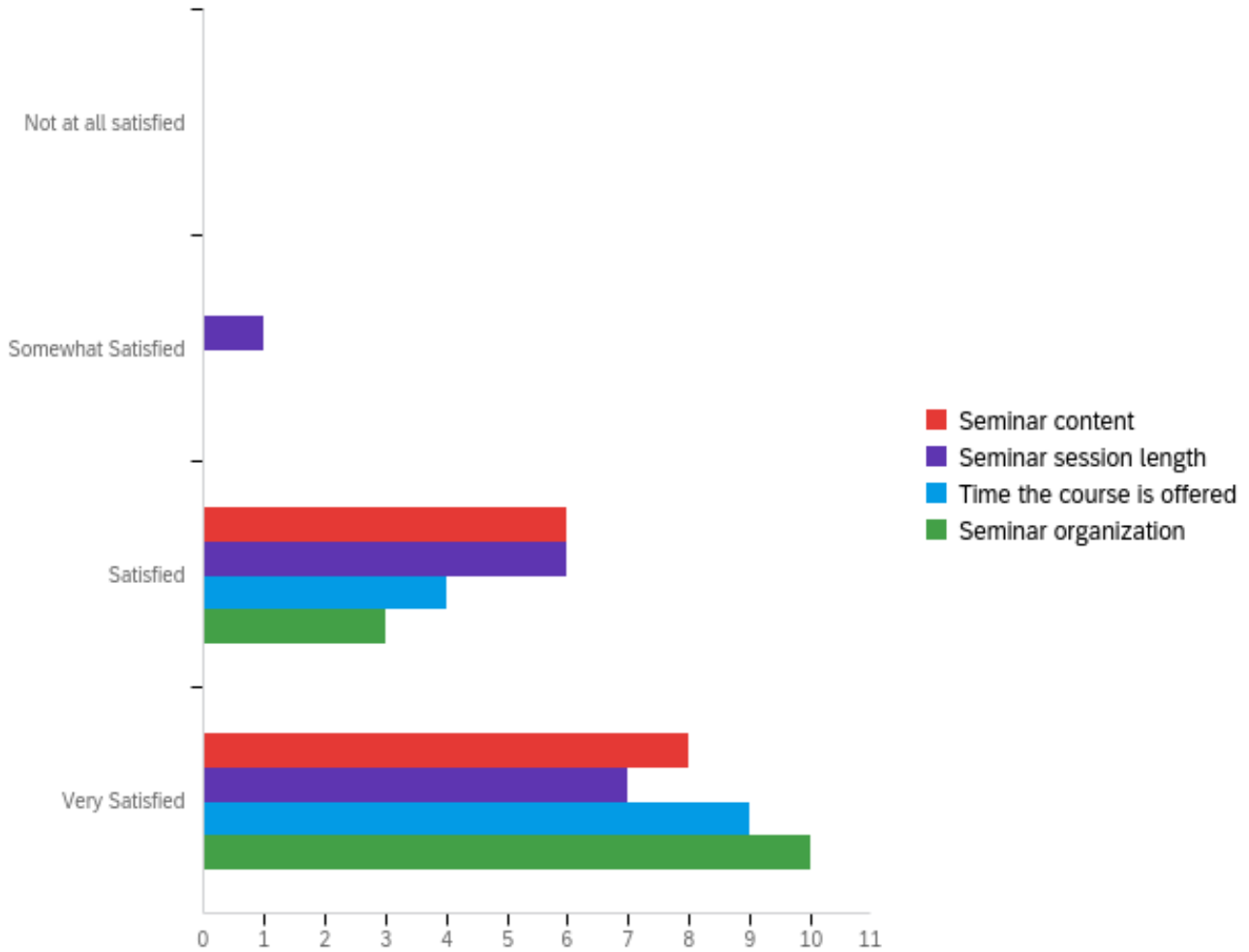


Q1 - Course Logistics Please rate the level of your satisfaction with the following areas (response required):



#	Field	Minimum	Maximum	Mean	Std Deviation	Variance	Count
1	Seminar content	3.00	4.00	3.57	0.49	0.24	14
2	Seminar session length	2.00	4.00	3.43	0.62	0.39	14
3	Time the course is offered	3.00	4.00	3.69	0.46	0.21	13
4	Seminar organization	3.00	4.00	3.77	0.42	0.18	13

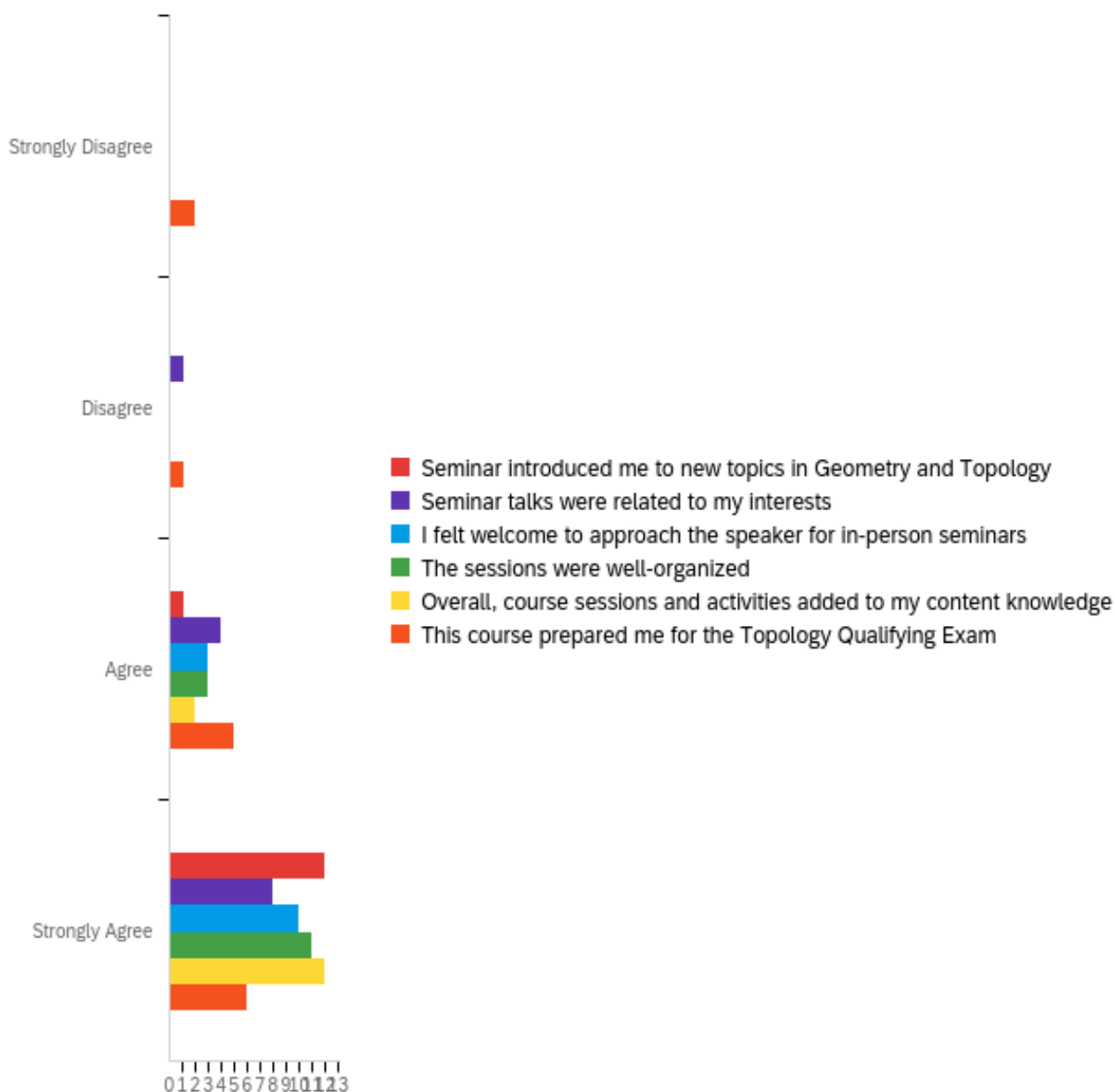
#	Question	Not at all satisfied		Somewhat Satisfied		Satisfied		Very Satisfied		Total
1	Seminar content	0.00%	0	0.00%	0	42.86%	6	57.14%	8	14
2	Seminar session length	0.00%	0	7.14%	1	42.86%	6	50.00%	7	14
3	Time the course is offered	0.00%	0	0.00%	0	30.77%	4	69.23%	9	13
4	Seminar organization	0.00%	0	0.00%	0	23.08%	3	76.92%	10	13

Q2 - For any areas above you were either not at all satisfied or somewhat satisfied, please explain how they could be improved.

For any areas above you were either not at all satisfied or somewhat satisfied, please explain how they could be improved.

I would prefer more colloquium type talks (less details). The organizer should close the seminar on time, then let people continue talk/discuss with the speaker. It is awkward to leave zoom while the speaker and some people are still discussing math.

Q3 - Overall Experience Please rate your level of agreement or disagreement with the following statements (response required):



#	Field	Minimum	Maximum	Mean	Std Deviation	Variance	Count
1	Seminar introduced me to new topics in Geometry and Topology	3.00	4.00	3.92	0.27	0.07	13
2	Seminar talks were related to my interests	2.00	4.00	3.54	0.63	0.40	13
3	I felt welcome to approach the speaker for in-person seminars	3.00	4.00	3.77	0.42	0.18	13
4	The sessions were well-organized	3.00	4.00	3.79	0.41	0.17	14
5	Overall, course sessions and activities added to my content knowledge	3.00	4.00	3.86	0.35	0.12	14
6	This course prepared me for the Topology Qualifying Exam	1.00	4.00	3.07	1.03	1.07	14

#	Question	Strongly Disagree	Disagree	Agree	Strongly Agree	Total
1	Seminar introduced me to new topics in Geometry and Topology	0.00% 0	0.00% 0	7.69% 1	92.31% 12	13
2	Seminar talks were related to my interests	0.00% 0	7.69% 1	30.77% 4	61.54% 8	13
3	I felt welcome to approach the speaker for in-person seminars	0.00% 0	0.00% 0	23.08% 3	76.92% 10	13
4	The sessions were well-organized	0.00% 0	0.00% 0	21.43% 3	78.57% 11	14
5	Overall, course sessions and activities added to my content knowledge	0.00% 0	0.00% 0	14.29% 2	85.71% 12	14
6	This course prepared me for the Topology Qualifying Exam	14.29% 2	7.14% 1	35.71% 5	42.86% 6	14

Q4 - For any areas you above you strongly disagreed or disagreed with, please explain how they could be improved.

Inform speakers ahead of time the audiences' mathematical background and research area.

Not taking the topology qualifying exam

Q5 - What is one thing you would change about the course? How would you change it?

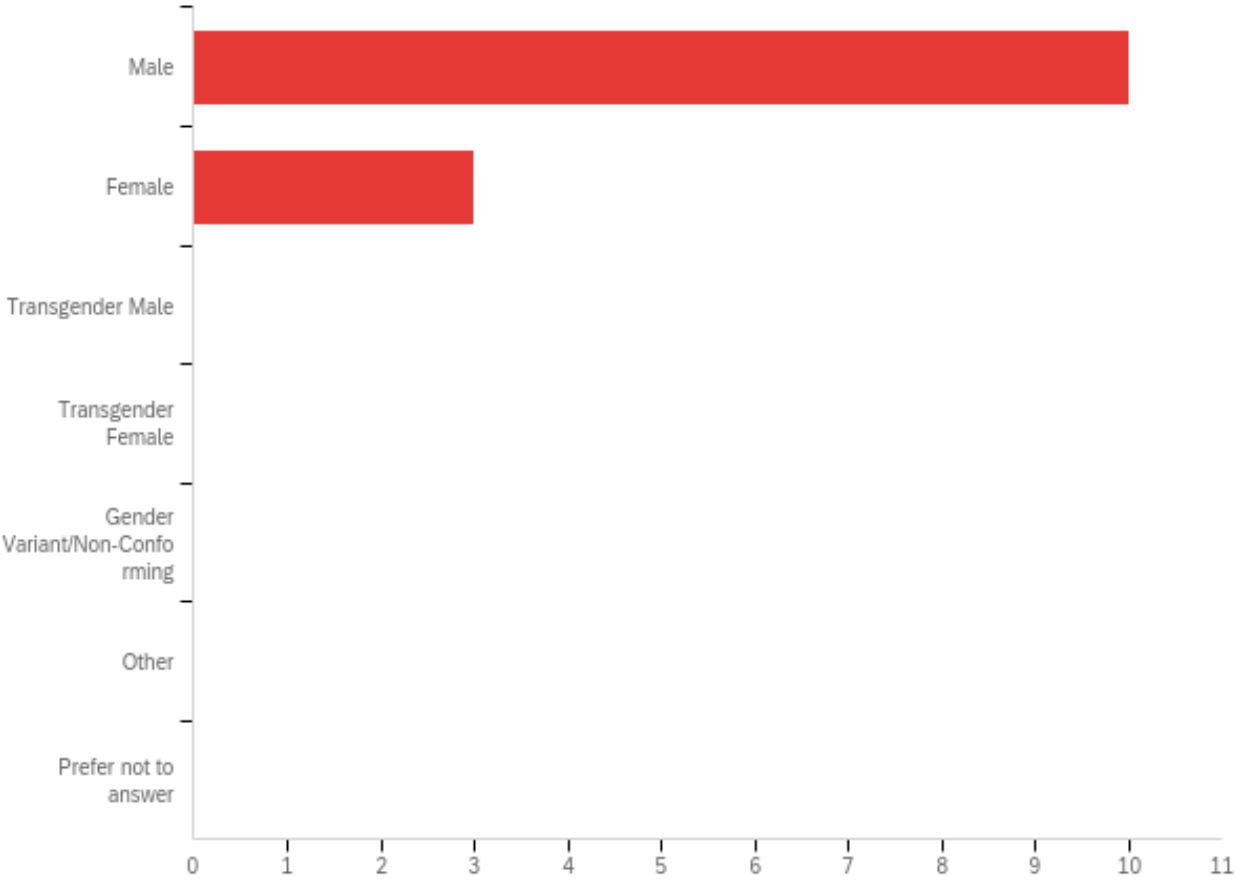
More colloquium style would be appreciated.

Nothing

Q6 - What other comments would you like to share with us?

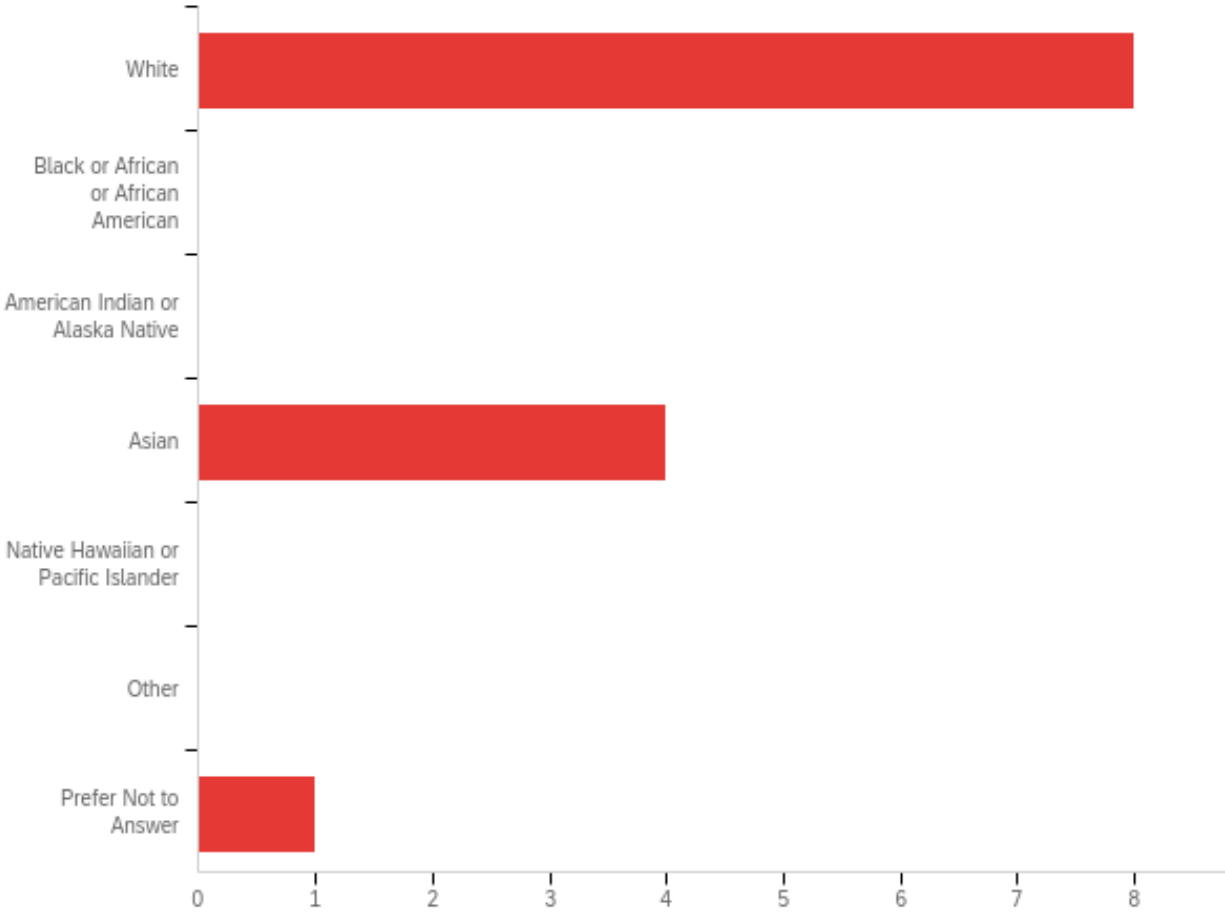
Thank you for doing this! It was an honor participating!

Q7 - What is your gender?



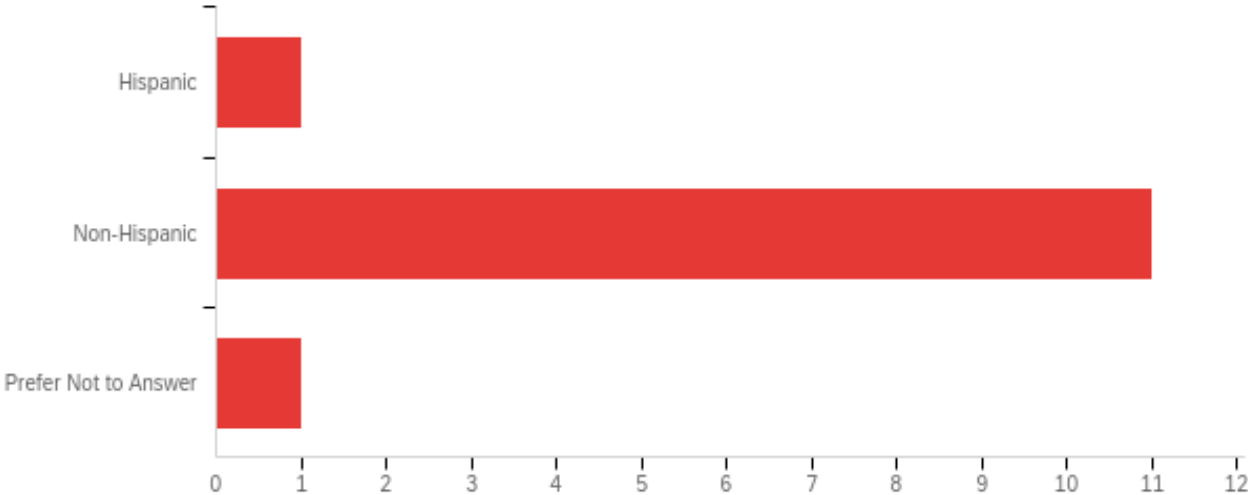
#	Answer	%	Count
1	Male	76.92%	10
2	Female	23.08%	3
3	Transgender Male	0.00%	0
4	Transgender Female	0.00%	0
5	Gender Variant/Non-Conforming	0.00%	0
6	Other	0.00%	0
8	Prefer not to answer	0.00%	0
	Total	100%	13

Q8 - What is your racial identity? (click all that apply)



#	Answer	%	Count
1	White	61.54%	8
2	Black or African or African American	0.00%	0
3	American Indian or Alaska Native	0.00%	0
4	Asian	30.77%	4
5	Native Hawaiian or Pacific Islander	0.00%	0
7	Other	0.00%	0
8	Prefer Not to Answer	7.69%	1
	Total	100%	13

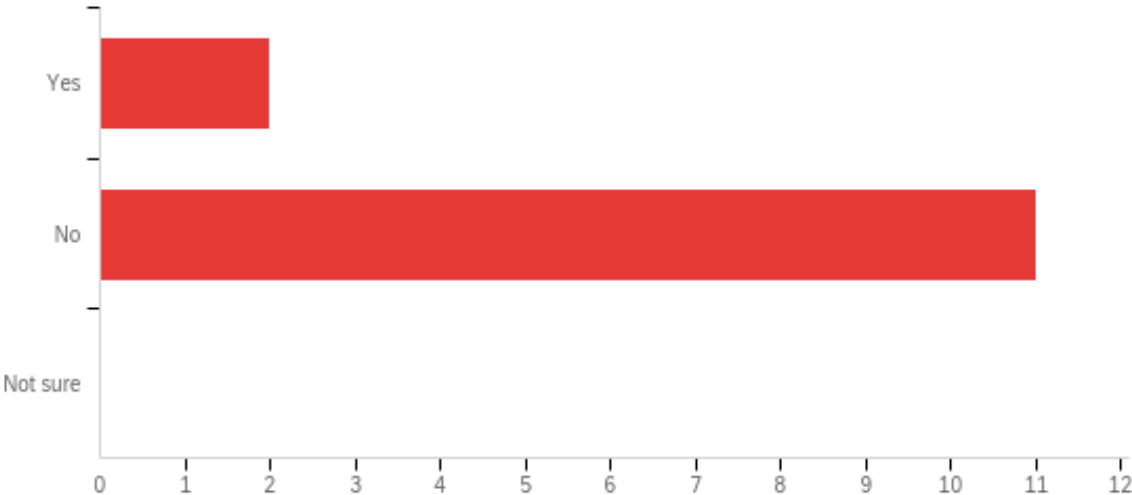
Q9 - What is your ethnicity?



#	Field	Minimum	Maximum	Mean	Std Deviation	Variance	Count
1	What is your ethnicity?	1.00	3.00	2.00	0.39	0.15	13

#	Answer	%	Count
1	Hispanic	7.69%	1
2	Non-Hispanic	84.62%	11
3	Prefer Not to Answer	7.69%	1
	Total	100%	13

Q10 - Are you the first member in your immediate family (parents and siblings) to attend college?



#	Field	Minimum	Maximum	Mean	Std Deviation	Variance	Count
1	Are you the first member in your immediate family (parents and siblings) to attend college?	1.00	2.00	1.85	0.36	0.13	13

#	Answer	%	Count
1	Yes	15.38%	2
2	No	84.62%	11
3	Not sure	0.00%	0
	Total	100%	13